

EXCENTR BADASS BROCHURE

**BOOK A
FREE DEMO
NOW**

Call us on
1300 347 347



DURABLE



DUTCH



EFFECTIVE

SCAN ME TO
VIEW PDF





**SIGNIFICANTLY BETTER PERFORMANCE
IN LESS TIME, AT LOWER COST.**



CONTENTS

THE EXCENTR METHOD	4
EXCENTR 55-35	6
EXCENTR 43	7
EXCENTR 40-25	8
EXCENTR 40-25B	9
EXCENTR 30-20+	10
EXCENTR 30-20+B	11
EXCENTR 30-20	12
EXCENTR 30-50	13
EXCENTR DAILY 55-60	14
EXCENTR DAILY 35E	16
EXCENTR HANDHERO	17
EXCENTR ACCESSORIES	18
FLOOR APPLICATIONS	19
EXCENTR DIAMOND SYSTEM (EDS)	23
PAD APPLICATIONS	26
FLOOR TYPES	30
CLEANING COMPANIES	36
ABOUT EXCENTR	39
SOCIAL RETURN	39



THE EXCENTR METHOD

The most effective way of floor cleaning and floor maintenance

The Excentr Method is linked with the revolutionary Excentr machines. It is a highly effective way of floor cleaning and floor maintenance. Our machinery is designed in such a way (e.g. square) that the corners are easily reached.

The pads make 2850 rpm of 7 mm per minute. This makes the mechanical operation unrivalled. In contrast to, for example, rotating single-disc machines, the pad always makes completely flat contact with the floor surface. As a result, these machines are very constant in their cleaning performance and effortless to operate. It is really easy and relaxed to work with the Excentr machines. To guarantee fast and perfect results on almost every floor, the pressure on the pad is adjustable between 17 to 120 kg (depending on the type of machine and number of weights). There are many different pads and accessories to achieve maximum results on every surface.



Benefit 1: Four times faster

The Excentr Method is based on a different movement than traditional cleaning machines make. The mechanical movement that the machine makes is Eccentric, to be precise. The Excentr Method is based on 2850 rpm in small circles of 7 mm.

2850 rpm means that the machines of Excentr generate 15 times more movement than conventional cleaning machines. Because the mechanical effectiveness on the floor (surface) is much higher, results are achieved much faster. This means that usually the work can be done up to 3 to 4 times faster! This makes the system very interesting, because serious time savings are made and the costs per m² are significantly reduced!



Benefit 2: A unique design

The Excentr Method makes machine cleaning smarter! Round machines always have problems cleaning alongside skirting boards and in corners. This was one of our spearheads in the development of this method. We produce rectangular machines and a number of other machines with special shapes to always offer the right solutions for your challenges. Our rectangular machines clean up to the skirting board and in the corners. In both cases without space in between.

In addition, we have a very special solution for places that are difficult to reach; the Excentr 30-50. The only cleaning machine in the world with a pointed shape! Ideal for cleaning under radiators, cleaning under hanging toilet bowls, but also for example in swimming pools or public transport. In these environments everything is designed in such a way that everything floats free from the floor, and only a few posts make contact. With the pointed shape of the Excentr 30-50, you get everywhere perfectly, between and under!



Benefit 3: Ergonomic and user-friendly

In general, working with cleaning machines is experienced as stressful work for those with less experience. Certainly the single-disc machines require a lot of effort to control, admittedly, for some more than for others. Nevertheless, for both the beginner and the advanced user, there is a considerable profit to be made here! With the Excentr Method you work:

- Relaxed in arms, shoulders and back;
- With a straight back, ergonomic posture;
- Straight forwards (with option to work straight backwards);
- No stress on the wrists.

No training required

Another big benefit for managers who work with a lot of changing personnel is that the Excentr Method does not require (machine) training. The machines are safe, easy and ergonomic to operate from the first minute. The simple concepts developed for cleaning, deep cleaning, stripping, polishing and renovation of floors are chemical-free and based on one or a few steps (pads). This makes it very simple and responsible for people with no or less practical experience.



Benefit 4: Environmentally friendly

A constantly recurring and more important theme is the way people clean in relation to the impact it has on the environment. Not surprising when you consider how many liters of chemicals/ cleaning agent are flushed down the drain worldwide, every day.

At Excentr we are not against the use of cleaning agents, but we are in favour of reducing! Only use detergents when needed and the impact & reduction that can be made is huge. Those who work correctly with the Excentr Method reduce their consumption of chemicals by 95%! That's a big promise, but this is what we have been working on from day one! We develop systems that make the use of cleaning agents and chemicals unnecessary. To realize this we add particles to the pads. Diamonds, aluminum oxide particles, pieces of (recycled and biodegradable) plastic, etc. This ensures:

- Chemical consumption is reduced by 95%
- Cutting costs (no cleaning agent required)
- Avoid risks (no damage due to misuse of chemicals, no slip hazard, paint on skirting boards remains unaffected, no residue after cleaning, no over usage of products, no risk for user)
- Environmentally friendly working

All our pads are Full Cycle® products and are certified by Green Seal™ for Environmental Innovation based on faster biodegradation in landfills and 100% recycled material/natural fibre. In many cases our pads are made from recycled PET bottles.



Benefit 5: Deep cleaning

Difficulties to clean joints? Or problems with cleaning structure in floors? More and more floor manufacturers are moving from smooth to textured floors. Think of PVC floors with a wood look etc. Beautiful, but a challenge for those responsible for the cleaning and maintenance! The Excentr Method is based on a short, small movement of 7 mm in a circle. This movement in combination with our specially developed Excentr Fibre Pad guarantees deep cleaning!



EXCENTR 55-35

Product Code: 100001

The pride and joy of Excentr

The Excentr 55-35 is the showpiece of Excentr, stainless steel, solid and particularly effective thanks to 2850 movements per minute. The perfect balance and the adjustable handle make working with this machine simple and ergonomic. Anyone can operate this machine, even without experience or technique.

Tools

There are various tools to make the most of the machine's versatility. For example, you can equip the machine with a solution tank, a Splash & Dust Guard, dust extraction, etc. The Excentr 55-35 machines are also connectable. You can work with up to 3 machines (165 cm working width) connected, without any space between the pads and still easy and ergonomically maneuverable for one user.

Variable weight

The Excentr 55-35 weighs 39 kg. (excl. weights) and comes standard with one set of weights of 24 kg. The adjustment of the pad pressure goes per set of weights of 24 kg (2 weights of 12 kg). With extra weights the pad pressure can be adjusted between 39 and 110 kg.



Technical specifications:

Work surface	55 cm x 35 cm	kW	1.1 kW
Pad pressure	39 kg - 110 kg (59g/cm ²)	Protection class	IPX 54
Sound level	64 dB	Height floor - motor	35 cm
Cable length	15 m (detachable)	Height floor - handle	125 cm max.
Movement	2850 x 7 mm p/m	Front machine - rear wheel	63 cm
Volt/Hz	230 V/50Hz		



SCAN FOR MORE
INFORMATION

Combination Eccentric and rotary movements

The Excentr 43 combines the Eccentric motion with a rotary motion as a single-disc machine does. This combination of movements, also called an orbital movement, is very effective on both hard and soft floors. Just like the 55-35 and 30-20+, the Excentr 43 has a variable weight. The pad pressure is by means of weight addition between 38 and 80 kg.

Carpet

With the Excentr 43 you can use a modern form of bonnet cleaning. The rotating movement of the traditional single-disc machine actually pushes all the fibers in one direction. As a consequence, the cleaning result is not optimal and less volume is created in the carpet. Because the Excentr 43 not only turns orbital at 140 rpm but also makes 1400 small Eccentric circles of 2.1 cm, you shake the piles and the microfiber pad scrapes the piles / carpet fibers in all directions. This way of working guarantees a cleaner result and more volume in the piles/fibers.

Wood

Because the Excentr 43 makes a "complex" movement in several directions, it is a very suitable machine for wood. The sanding pattern is very impressive with both coarser and lighter grains (grit) sandpaper and grinding nets. Also for sanding and polishing between steps when working with a belt sander, this machine will amaze you. Even when you want to finish the floor with oil or wax, the machine will not let you down. The machine distributes the product well and rubs the surface perfectly.

Standard with spray system

Thanks to the two movements there is an ideal mix between balance and extreme cleaning power. Working with the Excentr 43 is super easy and very ergonomic. The machine is equipped with a spray system. The water, with or without the addition of a product, is evenly sprayed over the surface in a controlled way. Ideal when you are working on carpet! The Excentr 43 can be used for cleaning, stripping and polishing many floors. The Excentr 43 is equipped with a detachable power cord. In case of damage to the power cord you do not need an electrician, just swap your cord.




Technical specifications:

Work surface	43 cm - 17" inch	kW	0,75 kW
Pad pressure	38 kg - 80 kg (56g/cm ²)	Protection class	IPX 54
Sound level	60 dB	Height floor - motor	37 cm
Cable length	15 m (detachable)	Height floor - handle	125 cm max.
Movement	1400 rpm x 21mm p/m	Front machine - rear wheel	70 cm
Volt/Hz	230 V/50Hz		



SCAN FOR MORE
INFORMATION



Technical specifications:

Work surface	43 cm x 25 cm
Pad pressure	25 kg - 45 kg (42g/cm ²)
Sound level	60 dB
Cable length	15 m (detachable)
Movement	2850 x 7 mm p/m
Volt/Hz	230 V/50Hz

kW	0,55 kW
Protection class	IPX 54
Height floor - motor	280 mm
Height floor - handle	1193 mm
Front machine - rear wheel	505 mm



SCAN FOR MORE
INFORMATION

Cordless cleaning, deep cleaning, stripping, renovating and more!

Working with an Excentr machine has never been easier; cordless, vibration-free and with 100% results!

The Excentr 40-25B comes with a detachable lithium-ion pack, this pack is good for 30 minutes (up to 45 minutes) fully autonomous working. Want to work longer? No problem, you can easily change packs during your tasks. Charging the Excentr Battery Pack takes 2 hours, but you charge 80% in just 60 minutes. With 3 Excentr Battery Packs you have enough power to work 24/7! Charging is done via the included external charger which can easily be taken from object to object. Nice bonus: The Excentr Battery Pack is equipped with a USB port, so you can charge your phone while working. The 40-25B comes with battery and charger!

With a 43 cm wide scrub deck, the Excentr 40-25B is the alternative to the single-disc machine. Ideal for cleaning, depth cleaning, stripping and light renovation of small to medium surfaces!

The 2850 rpm in combination with a pad pressure of 45 kg guarantees fantastic results in very little time. In addition, the Excentr 40-25B is very easy and ergonomic to use! In most cases you work without the addition of chemicals. In short all the advantages of the Excentr Method for a very affordable price!

A solution tank can be mounted on the Excentr 40-25B.



Technical specifications:

Lithium ion battery	45 min. / 750 m2	Volt/Ah	36 V/5.2Ah
Charging	2 hours (1 hour 80%)	Protection class	IPX 54
Surface area	43 cm x 25 cm	Height floor - motor	240 mm
Pad pressure	25 kg - 45 kg (42g/cm2)	Height floor - handle	1193 mm
Sound level	58 dB	Front machine - rear wheel	505 mm
Movement	2850 x 7 mm p/m		



SCAN FOR MORE
INFORMATION



Heavy-duty version of the 30-20

The Excentr 30-20+ is the "heavy-duty" version of the Excentr 30-20 and therefore the 30-20+ is very suitable for basic daily cleaning but also extreme deep cleaning. Thanks to its rectangular shape, this machine is ideal for cleaning along/against skirting boards. The 30-20+ will easily clean the corners and is equipped with a detachable power cord. Because you can also use the 30-20+ without weight, it is a perfect machine to work on stairs and uneven floors. As you are used to from Excentr, the machine is very solid and completely build out of stainless steel.

Weight

The basic version of the 30-20+ weighs 17 kg. By adding the supplied weights, the machine can be made heavier. The maximum pad pressure after adding these weights is 30 kg. Because of this flexible build-up, the 30-20+ is easy to lift.

Ergonomics and transport

The large wheels behind the machine provide perfect balance and hardly any vibrations. Working with the 30-20+ is therefore very easy and ergonomic. The large wheels also serve for easy transport.

Vacuum

At the back of the white plastic bumper of the 30-20+ there is a connection for a suction hose. With this you can easily vacuum dust through the openings that are made in the pad holder and you can work dust-free.



Technical specifications:

Work surface	30 cm x 20 cm	kW	0.37 kW
Pad pressure	17 kg - 30 kg (50g/cm ²)	Protection class	IPX 54
Sound level	60 dB	Height floor - motor	280 mm
Cable length	15 m (detachable)	Height floor - handle	1193 mm
Movement	2850 x 7 mm p/m	Front machine - rear wheel	411 mm
Volt/Hz	230 V/50Hz		



SCAN FOR MORE
INFORMATION

The battery version of the 30-20+

The Excentr 30-20+B is the battery version of the 30-20+. This makes the 30-20+B very suitable for locations with many obstacles or for the user who values fully autonomous working. Its rectangular shape makes it ideal for cleaning against skirting boards and in corners. With one battery, 30 minutes (up to 45 minutes) of intensive work can be done. Charging the Excentr Battery Pack takes 2 hours, but you charge 80% in just 60 minutes. With 3 Excentr Battery Packs you have enough power to work 24/7! Because you can also use the 30-20+B without weight, it is a perfect machine to work on stairs. As you are used from Excentr, this machine is also very solid and completely made of stainless steel. The 30-20+B comes with battery and charger!

Weight

The 30-20+B in the basic version weighs 17 kg. With the supplied weights the machine can be weighted. The maximum pad pressure after mounting these weights is 30 kg.

Ergonomics and transport

The large wheels behind the machine provide perfect balance and hardly any vibrations. Working with the 30-20+B is therefore very easy and ergonomic. The large wheels also serve for easy transport.



Technical specifications:

Lithium ion battery	45 min. / 475 m ²
Charging	2 hours (1 hour 80%)
Work area	30 cm x 20 cm
Pad pressure	17 kg - 30 kg (50g/cm ²)
Sound level	58 dB
Movement	2850 x 7 mm p/m

Volt/Ah	36 V/5.2Ah
Protection class	IPX 54
Height floor - motor	238 mm
Height floor - handle	1193 mm
Front machine - rear wheel	411 mm




SCAN FOR MORE
INFORMATION



The most compact Excentr

The Excentr 30-20 is the most compact version of the Excentr. Very suitable for cleaning small or difficult areas. Used by many professionals as a supporting machine for the Excentr 55-35 for edge build-up and difficult corners. The Excentr 30-20 is also an ideal machine for cleaning stairs. The machine is completely made of stainless steel and designed according to the principles of Excentr: extremely solid and user-friendly.



Technical specifications:

Working surface 30 cm x 20 cm
 Pad pressure 16 kg (27g/cm²)
 Sound level 60 dB
 Cable length 15 m (detachable)
 Movement 2850 x 7 mm p/m
 Volt/Hz 230 V/50Hz

kW 0.37 kW
 Protection class IPX 54
 Height floor - motor 31 cm
 Height floor - handle 0 - 115 cm
 Front - rear machine 23 cm



SCAN FOR MORE
INFORMATION

Designed for sanitary and kitchen floors

The Excentr 30-50 is the eye-catcher of the Excentr family. Thanks to its shape and movement this machine is absolutely unique in the market. Designed for cleaning sanitary areas (thanks to its shape also behind and under toilet bowls), non-slip floors in kitchens, etc. The machine is completely made of stainless steel and designed according to the principles of Excentr: extremely solid and user-friendly.



Technical specifications:

Working surface 30 cm x 50 cm
 Pad pressure 18 kg (17g/cm²)
 Sound level 60 dB
 Cable length 15 m (detachable)
 Movement 2850 x 7 mm p/m
 Volt/Hz 230 V/50Hz

kW 0,37 kW
 Protection class IPX 54
 Height floor - motor 31 cm
 Height floor - handle 0 - 115 cm
 Front - rear machine 50 cm



SCAN FOR MORE
INFORMATION



**WORK
AUTONOMOUS**

Fast results on all hard surfaces

The Daily 55-60 is a powerful scrubber for medium and large surfaces. The 55 cm wide eccentric scrub deck provides exceptional and fast results on all hard surfaces. One of the great advantages of the eccentric scrub deck is that this method always deep cleans. As a result, joints and structured floors are cleaned in every passage.


Despite its large 60 liter clean water tank, the scrubber is easy to manoeuvre and, thanks to the driven wheels, very light to use. Filling the Excentr Daily 55-60 is easy via the internal filling hose. To prevent overdosing of detergent, the machine can be equipped with a dosing system. The Excentr Daily 55-60 is available with a lithium ion battery, iron phosphate battery and a gel battery. Ask us for the possibilities.

Excentr HEAVY option - No job too heavy

This all-rounder is standard equipped with the Excentr HEAVY option. With the push of a button you can increase the RPM and suction power to achieve maximum results. This option is ideal for workshops, industrial floors and other surfaces where the dirt is above average.

For those who need more cleaning power, there is a weight available as an accessory which can be placed on the scrub deck. This increases your brush or pad pressure and thus your result.

These options make the Daily 55-60 scrubber excellent for daily cleaning, heavy duty cleaning, periodic cleaning and specialist cleaning.



Excentr
Battery Pack
XR 50



Excentr
Battery Pack
XR 105

Technical specifications:

Battery options	50 to 105 Ah (working hours 3 to 4)	Sound level	68 dB
Charger	Onboard, 10 to 15 A	Movement	2400x7mm p/m
Charging	5 to 7 hours	Volt/Ah	24Vdc/29A to 39A max
Work surface	55x28cm	Protection class	IP 54
Pad pressure	35 - 55kg (23-35.7 gr/cm ²)	Floor-tank height	90cm
Productivity rate	2000 to 3200 m ² /hr	Height floor - handle	112cm

Dutch quality product

The Excentr Daily 55-60 scrubber driers are produced by hand in our own factory in The Netherlands (Heinkenszand)! We produce only with quality components of stainless steel, aluminum and rotational molded plastics. We therefore give a standard 2-year warranty on everything we produce!



Accessories

- Extra weight (Available from Sept 2022)
- Dosing system
- Cleaning lance (Available from Sept 2022)



Machine length	113cm	Traction power	Up to 120 W max
Tank capacity (clean water)	55 L	Water pump	Up to 3.8 L/min max
Tank capacity (dirty water)	65 L	Chemical Pump	Option
Squeegee width	80 cm		
Vacuum power	550 W		
Brush power	450 to 650 W		



SCAN FOR MORE
INFORMATION



Flexibility and easy to use

The Excentr Daily 35E has been specially developed for the professional who expects great results from a small scrubber/dryer. The hinged handle makes working with the Excentr Daily 35E very easy and ergonomic. This hinged handle in combination with the flexibility of the squeegee ensures that the machine turns very short, and is therefore also excellent to use in small spaces. The 2850 movements and the high pad pressure of 20 kg. Makes the cleaning power of the Daily 35E excellent and unrivalled compared to other compact scrubbers.

Advantages of an Eccentric scrub deck

- Highly effective, powerful cleaning result
- Deep cleaning, thanks to short movements, ideal for cleaning of joints, non-slip floors, etc.
- Cleaning against the edges and in the corners with rectangular pad
- Reduced impact on the environment, working with less water, and less to no chemicals.



Technical specifications:

Work surface	35 cm x 20 cm
Pad pressure	20 kg (35g/cm ²)
Sound level	70 dB
Cable length	15 m (detachable)
Movement	2850 x 7 mm p/m
Volt/Hz	230 V/50Hz
kW	0.82 kW

Protection class	IPX 54
Height floor - motor	35 cm
Height floor - handle	0 - 114 cm
Front - rear machine	57 cm
Tank capacity (clean water)	7 L
Tank capacity (dirty water)	9 L
Vacuum power	450 W



SCAN FOR MORE
INFORMATION

For stairs, kitchen worktops, window sills, etc.

The Excentr HandHero is designed for working on stairs, kitchen worktops, window sills, table tops, etc. The possibilities are endless. With 2850 rpm and almost 20 kg of pressure, this is a valuable machine for many professionals. The machine is completely made of stainless steel and designed according to the principles of Excentr: extremely solid and user-friendly.



Technical specifications:

Work surface 30 cm x 20 cm
Pad pressure 13 kg (22g/cm²)
Sound level 60 dB
Cable length 15 m
Movement 2850 x 7 mm p/m

Volt/Hz 230 V/50Hz
kW 0.37 kW
Protection class IPX 54
Height floor - motor 31 cm



SCAN FOR MORE
INFORMATION

EXCENTR ACCESSORIES

There are several handy accessories available from at Excentr. The Splash & Dust Guard, for example, is for working without splash or airborne dust, the XL tool for connecting machines. Below are the most popular tools:

Excentr solution tank 3L

The compact tank has a capacity of 3 litres, and a convenient filling hose for easy filling of the Excentr Solution tank.



Excentr XL tool

Working at 110 or 165 cm width. Connect more machines and experience the ease and speed with which you clean or treat your surface!



Excentr weight

To create extra pad pressure on your Excentr machine, the Excentr Weight (2 weights of 12kg) is the right solution.



Excentr Battery Pack

Good for 30 minutes (up to 45 minutes) fully autonomous work. 3 Excentr Battery Packs are enough for you to work 24/7!



Excentr splash & dust guard

Use the Excentr Splash & Dust Guard when you want to work with a lot of water or dry. The Guard protects you against splashing water.



Excentr connector

Operate two or even three machines at the same time, using only one cord. Ideal in combination with the Excentr XL Tool.



SCAN FOR MORE
INFORMATION

FLOOR APPLICATIONS



SCAN FOR MORE
INFORMATION

CLEANING & DEEP CLEANING

Cleaning with the Excentr Method

The Excentr Method takes floor cleaning to a whole new level. Thanks to the 2850 movements per minute and the pad pressure of up to 120 kg, the effectiveness is unrivalled. The machine can be used for both light and heavy duty cleaning tasks.

Deep cleaning with the Excentr Method

Deep cleaning on floors is also possible with the Excentr Method. Due to the small movement of the machine, the pads (mainly Fibre pads and brushes) get the chance to get deeper into the surface. With every small movement of the machine, sharp fibers stick into the joint or the structure, resulting in a deep and thorough cleaning.



TOP & DEEP STRIPPING

Strip four times faster with the Excentr Method

Strip up to 4x faster with the Excentr Method! Thanks to the 2850 rpm and high pad pressure, both top and deep stripping is easier than ever. The Excentr Method offers you the possibility to strip dry, with only water or traditionally with stripper (chemicals).

Extreme build-up / edge build-up


In case of extreme build-up and/or edge build-up, the floor can first be stripped/grinded with a sanding net. Use grain 60 / 80 or 100, depending on the build-up, to remove the first layers of polymer. Try to remove approximately 80% of the polymer. Then continue with the method described above in order not to damage the floor itself with the aggressive grinding net. In case of edge build-up you can choose to cut the sanding net over the long side and place it on a normal stripping pad. Then work with the long side of the machine (sideways) over the edge build-up in order to only aggressively remove the edge build-up with the grinding net. Pay close attention during the above processes. If you strip too far with these coarse and aggressive grinding grids, damage may occur to the surface.

3 ways of stripping

There are several ways in which floors can be stripped. In our view, the "wet method" is the most efficient.

Dry method

If you want to strip dry, you want to prevent dust to become airborne. That is why we recommend the Excentr Splash & Dust Guard in combination with the Excentr Dust Control vacuum. In this way you work without airborne dust and you also pick up about 50% of the dust from the floor. The dry method can have many advantages over wet methods in specific cases. To be able to strip properly you use pads with an addition of diamond or aluminum oxide.



GRINDING, RENOVATION & POLISHING

Effective grinding, renovation & polishing of natural stone

The Excentr Method is a very effective method for the renovation, polishing and maintenance of stone. Every stone can be cleaned. Every calciferous stone can be renovated, polished and cleaned. Think about marble, Chinese bluestone, Belgian bluestone, terrazzo etc.

Renovation

Renovating a natural stone floor is only possible when the stone is calcareous. To make sure that the surface to be renovated is calcareous, we always recommend that an acid test be carried out first in a place that is not usually visible. Keep clean water and a dry microfiber cloth at hand. Then apply one drop of pure descaler/ acid (ph 1 or 2). If the product turns white, then absorb immediately and rinse with clean water. When the product turns white, you can be sure that the surface is calcareous and can therefore be renovated and polished. If the product does not turn white, the floor is not calcareous. Rinse with clean water afterwards. If the product does not turn white, you can only clean the surface with the Excentr Method.

Polishing

The final steps in the renovation process are the polishing steps. With the Excentr Method the surface can be finished on both a silky gloss and a high gloss.

Maintenance

After renovation the floor can be cleaned daily with the last used pad from the renovation process. For example: if the floor is finished with the EDS 3000 for a silk gloss, this is the pad for daily cleaning. These pads are also available at e.g. 17" for use under a scrubber/dryer. The use of detergent is not necessary.



SANDING AND FINISHING

Sanding and finishing on a wooden floor

The Excentr Method makes working on a wooden floor accessible to any cleaning professional. Because of the perfect balance and constant pressure and movement, the risk of damage and method errors is considerably reduced. With the Excentr machines you can clean, sand and finish wooden floors. Always use the Excentr Dust Control Vacuum together with the Excentr Splash and Dust guard control airborne dust.

Cleaning

In general, the Excentr Method works with less water. This is certainly a big advantage on wooden floors, as they are often sensitive to water. Cleaning is done depending on the degree of soiling with the Excentr Soft or Hard Micro pads. Moisten the pad until it is damp. You can work approximately 40 m² (depending on amount of dirt), turn the pad and use the other side. The pads can be washed after usage, don't use fabric softener.

Sanding and finishing

Sanding a wooden floor is known as a very specialised job. The Excentr machines make this specialism a lot more accessible. Because of the stability in movement, pressure and performance it is fairly easy to sand a wooden floor. After sanding, it is possible to use the machine to spread and rub-in different oils and waxes. A big advantage with the short movement is that the oil doesn't splash when rubbing it. It is also possible to use the Diamond pads to mechanically "densify" the wood.



PREPARATION OF SURFACES

Surface preparation with the Excentr Method

Think of sanding / rough-up a coated floor, removing coatings, or removing glue residues. The machines are also frequently used to prepare, for example, PVC floors, scratch in old PU finishes and then apply a new finish.



Pads, sanding nets and sandpaper

For these applications we use bonded diamonds, pads with diamond, pads with aluminum oxide, sanding nets and sandpaper. The choice of weight often determines the speed and quality of the work during preparation jobs. Increasing the pressure usually gives a better result.

Because preparations are often carried out dry, we recommend using the Excentr Dust Control vacuum in combination with the Excentr Splash & Dust Guard.

EXCENTR DIAMOND SYSTEM



SCAN FOR MORE
INFORMATION

Renovation, polishing, sanding, grinding and preparation
without chemicals

The Excentr Diamond System (EDS) is a new concept: pads, discs and strips (metal bonded diamond discs & strips). The active parts in the pads, discs and strips of the Excentr Diamond System guarantee a constant effect with a high performance and a long lifetime. The Excentr Diamond System gives you the possibility to renovate, polish, sand, grind and prepare surfaces. Polishing is possible up to high gloss with this system. Usually the use of chemical products is not necessary, this makes the Excentr Diamond System very ecofriendly and safe to use.

EDS - Excentr Diamond System



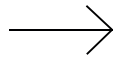
With the EDS pads, floors can be cleaned, maintained, renovated and finished (polished). Renovation on natural stone can be done on a more traditional method, in 3 steps. But the pads are also excellent for making combinations between several steps or even resin-bonded diamonds. As soon as you use pads, resin bond diamonds or metal bond diamonds, we always advise to touch the surface at least 4 times (2 times back and forth). In addition, we advise to work crosswise (1 x back and forth north/-south, 1 x back and forth east/west). Always use plenty of water, and vacuum water every time you change pads, discs or strips. To achieve good results you always need to do several steps. The maximum follow-up per step is a doubling of the used step. So you start with 400 grit, the next step is a maximum of 800 grit and so on. The only exception is the step between 3000 and 8000, which you can use consecutively.

TIP: Do you go from resin/metal bonded material to pad material for finishing? Then use your last used grit as an entry step for the pad. In short, if you end up with 800 grit resin bonded, use the 800 grit pad as the next step.

EDS Pads

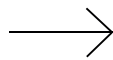
The EDS pads are the most commonly used tools in the system. The pads are available for all Excentr machines and in different coarse grit sizes.

100 grit
200 grit
400 grit



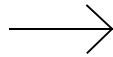
These are grinding steps. Choose the 100, 200 and/or 400 grit only for very heavy damage. The coarser the grit, the more orange peel will appear on the surface.

800 grit
1500 grit
3000 grit



These 3 basic steps are able to reduce a slightly damaged surface to a silky gloss finish.

8000 grit



Use this step after the 3000 when you want more shine. You can let this pad pass the surface as often as you want, the more passes, the more gloss.

Step 0:

100

200

400

*Additional grinding steps

Step 1:

800

Grinding

Step 2:

1500

Closing

Step 3:

3000

Polish

Step 4:

8000

*Additional high gloss step

EDS Discs



SCAN FOR MORE
INFORMATION

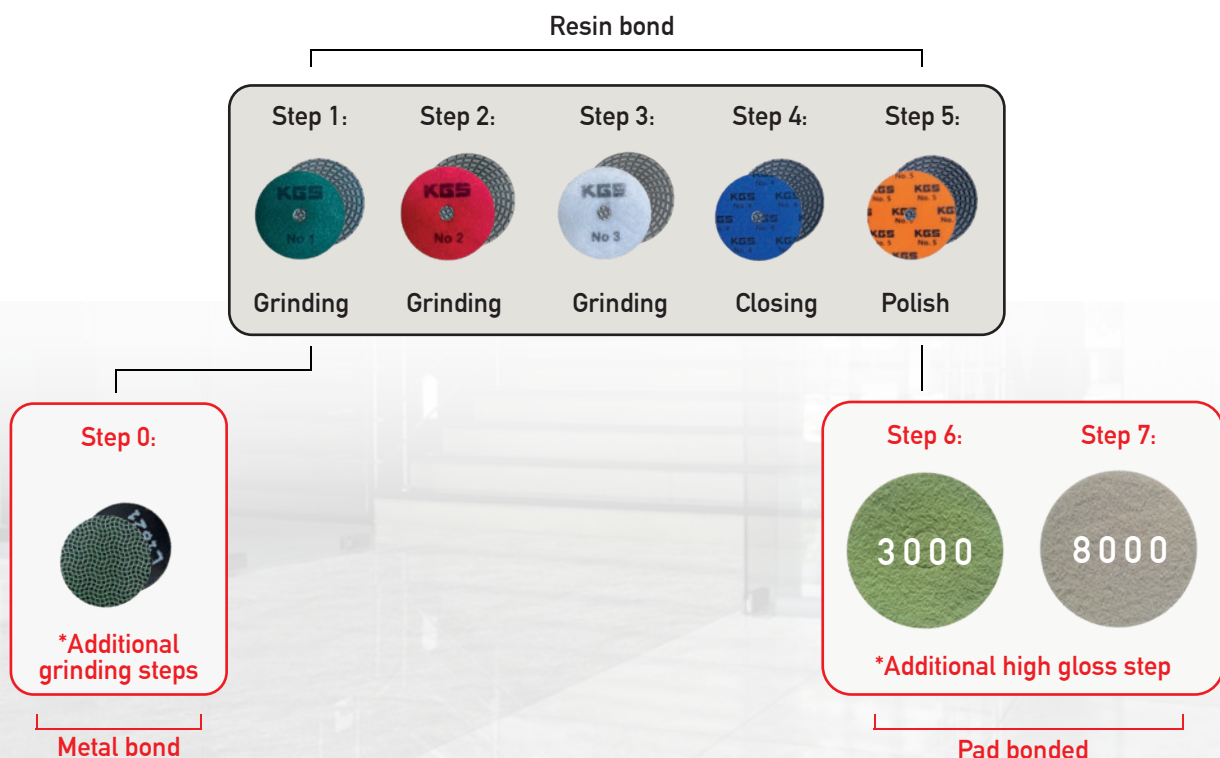
Resin bond

For the professional who has experience in working with natural stone, we also have resin diamond bonded discs available for our Excentr 43. These grind more aggressively (from 50 grit), and because they grind considerably more material away from the surface, we are able to repair heavier damage.



Metal bond

The EDS Metal discs are intended for the advanced user. They are more aggressive in the application areas for grinding (sanding) and preparation of various floors. The EDS Metal discs are usually applied when there are deeper scratches, acid stains and/or other heavier disturbances in the surface. These strips are more aggressive and work deeper than the EDS pads. We recommend these strips mainly for removing adhesive residues, removing or grinding coatings and preparing concrete floors. The possibilities are very extensive and therefore knowledge is required.




PAD APPLICATIONS




SCAN FOR MORE
INFORMATION

EXCENTR Fibre Pad




The Excentr Fibre Pad is a hard fibre pad specially developed for deep cleaning on uneven surfaces, textured floors, safety non-slip floors, joints, etc. This fibre in combination with the Excentr method ensures exceptional deep cleaning and amazing results. Often the use of chemicals is unnecessary, but use plenty of water!

EXCENTR Pink Pad



The Pink pad is ideal for cleaning and scrubbing even, flat floors. The pad has a very good cleaning effect and despite its cleaning power, it is not too sharp for sensitive surfaces. The pad can be used with just water, or in combination with a cleaning detergent.

EXCENTR Magic Pad



The Excentr Magic Pad is a melamine pad that is very suitable for thorough cleaning of many types of floors. The pad works very well as a problem solver, and because of its spongy structure it has the power to remove dirt from microporous surfaces. Always use these pads wet. Not suitable for varnished floors. Always test this pad in a corner to check its function and prevent damage.

EXCENTR Strip Alu Pad



The Strip Alu pad is the solution for professionals who want to strip linoleum faster and better. The thousands of sharp aluminium oxide particles easily grind/strip polymer from the linoleum in a controlled way and without damage (if used correctly). The pad can be used dry or with water. Use of stripper is not necessary.

EXCENTR Hard Micro Pad




























The Hard Micro Pad is a very effective microfibre pad with scrub strips in it. The black scrub strips, scrubs the surface while the white microfibre strips absorb the dirt. So you can scrub and absorb dirt at the same time. In combination with the Excentr 43, this pad is also very suitable to clean carpets with.

EXCENTR Soft Micro Pad



The Soft Micro Pad is a soft microfibre pad that can be used on two sides. The pad has a high absorption capacity, and is very suitable for delicate surfaces. Ideal for removing residue build-up and in combination with the Excentr 43 this pad is also great on carpets.

	Ceramic tiles	Anti-slip and safety floors	PVC	Sports floors	Linoleum	Natural stone	Concrete	Epoxy & cast floors	Wood	Rubber	Carpet <i>*Use Excentr 43</i>
			●			●				●	
											
											
											
	●	●	●	●	●	●	●	●		●	
	●	●	●	●	●	●	●	●		●	



= Recommended



= Contact Central
Cleaning Supplies




= Possibility

PAD APPLICATIONS




EXCENTR Red Pad

Traditional red pad for scrubbing or buffing floors. This pad has a light cleaning power and is safe for almost any surface.



EXCENTR Extreme Pad

The Excentr Extreme pad is made for the toughest stripping, cleaning and prep work. The hard open fibre ensures a perfect drainage of the dirt, keeping your pad clean and sharp. Because no special particles such as diamonds have been added to this pad, the combination of pad plus a cleaning detergent is recommended.



EXCENTR Sanding Nets

The sanding nets can be used as a problem solver with for example multiple layers of polymer on linoleum and marmoleum flooring, the sanding nets are often used to remove edge build-up without chemistry. Attention, this can cause damage in case of improper use.



EXCENTR Twister Pads

Twister pads have been developed to renovate floors (often calcareous natural stone). Thanks to the thousands of diamonds scattered across the pad, you grind, close and polish flooring without adding chemicals, you only use water.



EXCENTR EDS Pads

With the EDS (Excentr Diamond System) it is possible to easily grind and polish calciferous natural stones. The thin pads ensure a very direct transfer of energy, and create less orange peel than traditional diamond pads. You can find more information about this on page 30.



EXCENTR Sia Sandpaper

Sand paper of the highest quality and mainly developed for sanding wood. Available in different grains, from very coarse to very fine. You can find more information about this on page 31.

	Ceramic tiles	Anti-slip and safety floors	PVC	Sports floors	Linoleum	Natural stone	Concrete	Epoxy & cast floors	Wood	Rubber	Carpet *Use Excentr 43
	●	●	●	●	●	●	●	●		●	
			🦾		🦾		🦾				
	⚠	⚠	⚠	⚠	⚠		⚠	⚠	⚠	⚠	
					⚠	🦾	🦾	●		●	
					⚠	🦾	🦾	●		●	
					⚠				🦾		

🦾 = Recommended

⚠ = Contact Central
Cleaning Supplies

● = Possibility

FLOOR TYPES



SCAN FOR MORE
INFORMATION

CERAMIC TILING

Cleaning ceramic tiles is not always easy. The often microporous structure allows the dirt to adhere stubbornly to the surface and even get a little inside. We recommend working with clean water on ceramic tiles, and therefore no cleaning agents.

Magic pad for high traffic zone

Choose the pink pad in case of light soiling. For heavier soiling on ceramic tiles we recommend the Excentr Magic pad. Only use detergent when there is a lot of limescale or grease.

Tip: Do you have a ceramic tile in a high traffic zone? Then use the Excentr Magic pad periodically, and maintain the floor daily/weekly with the Pink Pad!



NON-SLIP AND SAFETY FLOORS

Deep cleaning on floors is possible with the Excentr Method. Due to the small movement of the machine, the pads (mainly Fibre pads and brushes) get the chance to get deeper into the surface. With every small movement of the machine, sharp fibers stick into the joint or the structure, resulting in a deep and thorough cleaning. Most of the time, the problem on floors with structure is (soap)residue, that is why we always advise to first try to work with only water. In case there is a lot of lime scale on your tiles, you can choose to work with the Excentr A1 (detergent). When there is a lot of grease, you can use the Excentr D14 (detergent).

Cleaning problems

Cleaning problems on non-slip floors are common: Sanitary areas, kitchens, swimming pools, porches and changing rooms. In 95% of the cases we recommend the Excentr Fibre pad for textured floors, it also cleans the joints.

PVC FLOORING

PVC is an emerging product. In principle, we can only clean PVC floors and deep clean them. Deciding what to do is simple: is your floor flat? Then choose the pink pad for cleaning. Does your PVC floor have structure? Then clean it with a fibre pad! The use of chemicals is not necessary in this method. Use a normal amount of water, the floor should not be flooded!

Since in many cases a PVC floor is standard finished with a PU layer, it is not the intention to strip these floors and apply polymers. When scratches occur in the PU finish, there are ways to repair this. This renovation of PVC floors basically comes down to scratching the existing PU finish, and re-apply a new PU layer.



SPORTFLOORS

Maintaining and cleaning sports floors is not always easy. The high frequency of use and occasional other activities to which the sports floor is exposed make stability in safety, slip resistance and appearance a difficult task. For the cleaning of sporting floors we recommend a cleaning and maintenance plan consisting of 2 activities: daily/weekly cleaning with the Excentr Pink pad, and periodic cleaning with the Magic pad.




Magic pad for high traffic zone

In the above description we talk about cleaning sports floors made of plastic/rubber. The maintenance and cleaning of wooden sports floors is also possible with the Excentr Method. We have very good results with the removal of resin etc. from wooden sports floors. Ask for a tailor made advice (free of charge and without any obligations).

RUBBER FLOORS

Cleaning, deep cleaning or repairing a rubber floor starts with identifying what type of rubber floor you have. Is your floor flat? Then choose the pink pad for cleaning. Does your rubber floor have structure? Like a rubber floor with nubs? Then clean it with a Fibre Pad! The use of chemicals is not necessary in this method.



Rubber floor renovation


Can't clean your rubber floor anymore? Then you are able to renovate the floor. Renovation on a rubber floor can only be done when the floor is flat (without structure). You can renovate rubber floors in 3 steps, without chemicals, with only water and the right pads. Required pads are EDS blue, EDS yellow and EDS green.



CONCRETE & COATED CONCRETE

Having trouble cleaning concrete? Or removing forklift truck wheel marks from your coated floor? Excentr has the answer to many of these challenges. Due to a high RPM, and a lot of pressure on the pad or brush, we are able to achieve great results.

Our chemical line also supports problem cases that we often see as tire marks on concrete, grease and oily stains. Another possibility is to grind and polish concrete and coatings with our system. This allows the user to prepare a surface for any further finishing, coating or painting.



Specific problems for concrete

For many other specific problems on concrete, such as the removal of coatings and adhesive residues from concrete, we advise you to contact us. These cases are often so specific that customized advice is required. This is always free and without any obligations.

NATURAL STONE

The Excentr Method is a very effective method for the renovation, polishing and maintenance of stone. Every kind of stone can be cleaned. Every calcareous stone can be renovated, polished and cleaned. Think about marble, Chinese hardstone, Belgian blue stone, terrazzo, etc.

Renovation

Renovating a natural stone floor is only possible when the stone is calcareous. To make sure that the surface to be renovated is calcareous, we always recommend to do an acid test first. Keep clean water and a dry microfibre nearby. Then apply one pure drop of descaler (ph 1 or 2) in a corner or at another place that is out of sight. Does the product turn white? Then absorb immediately and rinse with clean water. When the product turns white, you can be sure that the stone is calcareous and therefore can be renovated and polished. If it does not turn white, you can use the Excentr Method for only cleaning the surface.

Cleaning

Natural stone floors can safely be cleaned with the Excentr Method. Thanks to the effective movement you only use water and no dangerous chemicals.

Maintenance

After renovation, the floor may be cleaned daily with the last used pad from the renovation process. If the floor is finished with the Diamond Pad Green, this is the pad for daily cleaning. These pads are also available at e.g. 17" for use under a scrubber/dryer.

Polishing

The final steps in the renovation process are the polishing steps. With the Excentr Method the surface can be finished on both a silk gloss and a high gloss.



WOODEN FLOORING

The Excentr Method makes working on a wooden floor easy for any cleaning professional. Because of the perfect balance, constant pressure and movement, the risk of damage and method errors is considerably reduced. With the Excentr machines you can clean, sand and finish wooden floors. Always use the Excentr Dust Control Vacuum together with the Excentr Splash and Dust guard to reduce airborne dust.

Cleaning

In general, the Excentr Method uses less water. This is certainly a big advantage on wooden floors, as they are often sensitive to moisture. Cleaning is done depending on the degree of soiling with the Excentr Soft- and Hard Micro pads. Moisten the pad until it is humid. Then work approximately 40 m² and then use the other side of the pad. The pads can be washed afterwards without fabric softener.


Finishing

After sanding it is possible to use the machine to spread and rub in different oils and waxes. A big advantage is that the short movement of the machine makes the product less splash away and therefore there is little or no splashes. It is also possible to use the Diamond pads to mechanically densify the wood.



Sanding

Sanding a wooden floor is known as a very specialized job. However, the Excentr machines make this specialty a lot more accessible. Because of the stability in movement, pressure and performance it is quite easy to sand a wooden floor.



LINOLEUM & MARMOLEUM FLOORS


Linoleum is a common floor. It is also a floor that offers many possibilities for the Excentr Method. The linoleum floors can be cleaned well with the Excentr machines. Choose a Pink Pad in combination with water!

Most common treatment for linoleum and marmoleum is the removal of old polymer/ wax layers!



Top- and Deep stripping

Thanks to the 2850 rpm and high working pressure, both top and deep stripping is easier than ever with the Excentr machines. The Excentr Method offers you the possibility to strip dry, with only water or to traditionally strip with a stripper.



Dry stripping

If you want to strip dry, you prefer to do this without dust. That is why we recommend the Excentr Splash & Dust Guard in combination with the Excentr Dust Control vacuum. In this way you work without airborne dust and you also pick up about 50% of the dust from the floor. The dry method can have many benefits in specific cases compared to wet methods. To be able to strip properly you use pads with an addition of diamond or aluminum oxide.

Traditional stripping

The third option is the most traditional way. Here you work with a solution of water and a stripper. In this method you apply the solution to the floor, let it soak in and then strip the surface with a hard traditional pad. With this method, the profit is mainly in the speed, the ease of use and the shape of the machine.

Wet stripping

In our opinion, the wet method is the most efficient. It strips with a minimum amount of water and without the addition of a stripper. This gives many advantages: no expensive stripper, no risk of burning/ discolouring surface, no neutralization, no slippery floor, etc. You can choose to first apply the surface with water, but you can also apply the water directly from the Excentr Solution Tank to the surface. This method has many advantages compared to dry stripping. The pad rinses itself and therefore remains more consistently sharp, the removed wax will float and is, as long as the floor remains moist, easy to remove with the water vacuum cleaner. To be able to strip well without a stripper, use pads with an addition of diamond or aluminum oxide.

CLEANING COMPANIES

Better results in less time with the Excentr Method

Cleaning companies today face changing challenges. The demand to clean without cleaning agents, to do more in less time, to maintain increasingly sophisticated floor finishes, and to work with changing employees. These challenges have been the basis for developing the Excentr Method. The method is based on simple concepts that are applicable to everyone, even people without experience in floor maintenance. Based on floor cleaning or processing without cleaning chemicals, and always with the aim of achieving significant time and quality gains compared to traditional cleaning methods (single-disc machine). The Excentr machines are also rectangular, this shape ensures that you can clean effortlessly against the edges, and work right into the corners! In short, floor maintenance in a simple and eco-friendly way with better results in less time!

Employability Excentr Method for cleaning companies

Cleaning non-slip and safety floors

This is thanks to special pads that guarantee deep cleaning. In this way you not only clean the top, but the entire structure including the joints. Thanks to the effective movement, you can clean anti-slip floors without cleaning products! Ideal for use in kitchens, sanitary facilities, porches, etc.

Cleaning of heavily soiled floors

In, for example, industrial environments or garages. Greasy dirt on concrete floors, black stripes on coated concrete, all problems we can solve with the Excentr Method!

Linoleum stripping

Both linoleum/marmoleum deep stripping and top stripping is very simple with the Excentr Method. Stripping without stripper (chemical free stripping) is the recommended method. We recommend to use the Excentr machines in combination with our Strip Alu pads. These pads contain aluminum particles that simply mechanically scrape off the wax layers. Stripping of floors can be done with our method both dry and wet.

Cleaning, polishing or renovating natural stone floors

Simple and chemical free. By using EDS pads (Excentr Diamond System) you can process natural stone in a number of steps. You can easily clean, polish and/or renovate natural stone floors such as marble and Belgian bluestone.

SPORTS FACILITIES AND SWIMMING POOLS

Excentr for sports facilities and swimming pools

Do you manage a sports facility or swimming pool? Especially for your specific needs, we have developed some concepts to make floor maintenance easier. Anti-slip tiles, (cast) safety floors, tiles with many joints, all of which are not easy to clean due to their structure. You will undoubtedly find them in your sanitary facilities, shower area or around the swimming pools. The structure in combination with lime, skin oils, shampoo and soap residues makes it difficult to keep these floors in good condition. The Excentr machines work in a different way than traditional cleaning machines, and because of this they can be used very well in your specific environment.

Simple and fast

By using special deep-cleaning pads, and using the Excentr Method which cleans at 2850 rpm, you will effortlessly clean in many cases the structure and any joints. Because the machines are rectangular, you will also get into the corners and against the edges.

Contrary to traditional cleaning machines, a big advantage is that everyone can operate our machines, no training or technique is needed! Your team will work relaxed and ergonomically.

Sports floors themselves are in many cases also surfaces where profits can be made. The roughness is often not entirely in order due to the build-up of all kinds of soiling. Even when working daily with a traditional scrubber/dryer, a film slowly builds up. In order to keep your sports floor safe and in good condition, a special concept has been developed that will give your floor the desired looks and properties again.

Cleaning your sports floor with the Excentr Method is easy and fast! Do you have more types of floors on your location(s), take a look at our page for applications. The machines of Excentr are available in different sizes, for small spaces (sanitary/shower) to large surfaces!

HEALTH CARE

The Excentr Method in Health Care

Are you a facility manager of a healthcare institution or hospital? We have developed a number of concepts especially for your specific challenges! In an environment where a safe floor may be more important than average, safety floors are often chosen, especially in the wet and semi-wet room. Anti-slip tiles, (cast) safety floors, tiles with structure and lots of joints, all floors that are safe, but because of their structure not easy to clean. You will undoubtedly find them in your sanitary facilities. The structure in combination with lime, skin oils, shampoo and soap residues makes it difficult to keep these floors in good condition. The Excentr machines work in a different way than traditional cleaning machines, which makes them very suitable for use in your specific environment.

Relaxed and ergonomic working

By using special pads in combination with our unique movement, our machines effortlessly clean structure and joints. Because the machines are rectangular, you also get into the corners and against the edges. Contrary to the traditional cleaning machines, a big advantage is that everyone can operate our machines, no training or technique is needed! Your team will work relaxed and ergonomic from the first minute! Your other floors such as PVC, Linoleum, ceramic tiles and natural stone have also been thought of. Read more about this on our application page. The simple cleaning and maintenance methods have been developed in such a way that you do not have to use professional cleaning staff to expect a professional result. Certainly in the care sector where care personnel are often deployed partially for this task. Our system is based on the use of clean water without the use of chemicals (detergent). Available in different sizes, for small spaces (sanitation/shower) to large surfaces!

HOSPITALITY INDUSTRY

One machine for all floors in the hotel

There are few buildings where the diversity of floors is as great as in the hospitality industry. Carpet, natural stone floors, pvc floors, non-slip floors, safety floors/cast floors in kitchens, etc. This diversity forces the facility manager to think carefully about the type of machine he is going to use. Imagine, only 1 machine for all maintenance applications? Excentr has successfully taken up this challenge. Excentr has developed a machine that is able to clean carpet as well as hard floors. A machine that guarantees depth cleaning, and can be used for polishing natural stone floors.

Cleaning without chemicals

The complete concept is based on the use of water and special pads. You no longer need to use any detergent to clean your hard and soft floors. The movement of the machine is different from that of traditional cleaning machines so the quality goes up and you can work many times faster!

Carpet cleaning with the Excentr Method is fast, deep (thorough), easy, and after an average of 15 minutes your floor is dry again! During and immediately after cleaning, your carpet can be walked on, so you can use this system on normal business hours!

For your hard floors you have several options, such as cleaning, polishing, deep cleaning, sanding, etc. The machines themselves are light in use, and can be operated by people who have no background in professional cleaning. Available in different sizes, for small spaces (sanitation/shower) to large surfaces!



ABOUT EXCENTR

EXCENTR

Excentr is a young Dutch manufacturer of innovative cleaning machines. Since the beginning of 2015 we are active worldwide and we tell professionals about the Excentr Method, mainly in the cleaning industry. We develop machines with a focus on durability, solidity and efficiency. In our machines you will only find quality parts.

Our machines are therefore largely made of stainless steel. We produce our machines with the greatest care and are convinced that they are "extremely solid". We give 2 years warranty and a lifetime warranty on our machines with a service contract.

The origin of Excentr lies with Niek Besuijen and Rinaldo Meeuwse. Rinaldo is responsible for the development and production of the Excentr machines. Niek takes care of the commercial activities. Excentr produces the Excentr machines and accessories in Heinkenszand, in the Dutch province of Zeeland.



SCAN FOR MORE
INFORMATION



SOCIAL RETURN

Sustainable entrepreneurship

Excentr uses its development, purchasing and production power to create a positive social impact locally. People, place, product and planet are central to this.

People and place

By purchasing locally, producing and growing as a company, we create jobs. We fill these jobs, in the places that lend themselves to it, by employing people with a distance to the job market. This has worked very successfully in our production & logistics since the foundation of Excentr.

Product and planet

The Excentr machines are produced from a vision. We make exceptionally good products and do so with the smallest possible ecological footprint. Our machines and accessories consist for 100% of durable & recyclable materials such as stainless steel and aluminum. Our floor pads are made of 100% recycled material. Another special feature is that these are the world's first biodegradable floor pads.





EXCENTR METHOD THE TECHNOLOGY OF THE FUTURE

Contact Us

p: 1300 347 347 | e: sales@centralcleaning.com.au
www.centralcleaning.com.au

Victoria | New South Wales | Tasmania | South Australia | Queensland | Western Australia